

# WIRING INFORMATION

**Manufacturer**

GM

**Model(s)**


Colorado

**Years**



2015 +

**TAG Model Codes**


52GC15 / 62GCCC15



*CHMSL (Purple / White shown)*



*Keyless Wire Location*



*Lock (Brown / Dark Yellow shown)*

*Unlock (Grey / Lt. Green or Grey shown)*

## CHMSL / Third Brake Light Wiring

**Years**

2015 +

**Wire Color(s)**

Purple / White

**Location**

Under the dash above parking brake go to the grey BCM box. Use the Purple / White

**Installer's Notes:**

All wires should be tested prior to final hook up.

## Keyless Entry Wiring

**Years**

2015 +

**Lock Wire Color(s)**

Brown / Dark

Yellow

**Unlock Wire Color(s)**

Grey / Lt. Green or Grey

**Location**

Driver side kick panel / kick plate

Computer safe tester



**Installer's Notes:**

All wires should be tested prior to final hook up. Test the lock wire first then the unlock wire by using computer safe tester. The new Chevy have low voltage going through the wires. The old tester will not work. Stander tester will not work.