

# WIRING INFORMATION

**Manufacturer**

GMC

**Model(s)**


Silverado HD

**Years**


2016 +

**TAG Model Codes**

66GS14 / 80GS14



CHMSL (White / Blue shown)




Lock (Brown / Yellow shown)

Unlock (Grey / Green shown)



Keyless Wire Location



Lock (White shown)

Unlock (Black shown)


## CHMSL / Third Brake Light Wiring

**Years**

2016 +

**Wire Color(s)**

White / Blue



**Location**

Under the dash go to the Brown BCM box. Use the White / Blue

**Installer's Notes:**

Remove the brown BCM and Carefully cut back the black factory tape.

## Keyless Entry Wiring

**Years**

2016 +

**Lock Wire Color(s)**

White

**Unlock Wire Color(s)**

Black

2016 +

Brown / Yellow

Grey / Lt. Green or Grey

**Location**

Power tailgate (Lock and Unlock) Open the tailgate and remove the cover plate. **If you don't have enough power go under the dashboard to the pink BSM.**

**Installer's Notes:**

All wires should be tested prior to final hook up. Test the lock wire first then the unlock wire by using computer safe tester. The new Chevy have low voltage going through the wires. The old tester will not work. Stander tester will not work.

Computer safe tester

