

# WIRING INFORMATION

**Manufacturer**

Ram

**Model(s)**

Ram 1500


**Years**

2019 +



**TAG Model Codes**

DR19

*CHMSL (Located in Small Loom shown)*




*Lock/Unlock (Located in Larger Loom shown)*



*CHMSL (White /Green shown)*



*Lock (Green / Dark Green shown)*



*Unlock (Violet / Green shown)*

*Keyless Wire Location*

**CHMSL / Third Brake Light Wiring**

**Years**

2019 +

**Wire Color(s)**

White / Green

**Location**

Driver side kick panel / kick plate

**Installer's Notes:**

All wires should be tested prior to final hook up using computer safe tester. Make sure your body is grounded to the truck. Good ground point is the steel plate on the seat.

**Keyless Entry Wiring**

**Years**

2019 +

**Lock Wire Color(s)**

Green/Dark Green

**Unlock Wire Color(s)**

Violet / Green

**Location**

Driver side kick panel / kick plate

**Installer's Notes:**

All wires should be tested prior to final hook up. Test the lock wire first then the unlock wire by using computer safe tester. Make sure your body is grounded to the truck. Good ground point is the steel plate on the seat.